



HEALTHY WILLIAMSON COUNTY
**BUILDING A
RESILIENT
COMMUNITY**
ANNUAL CONFERENCE • APRIL 24, 2019

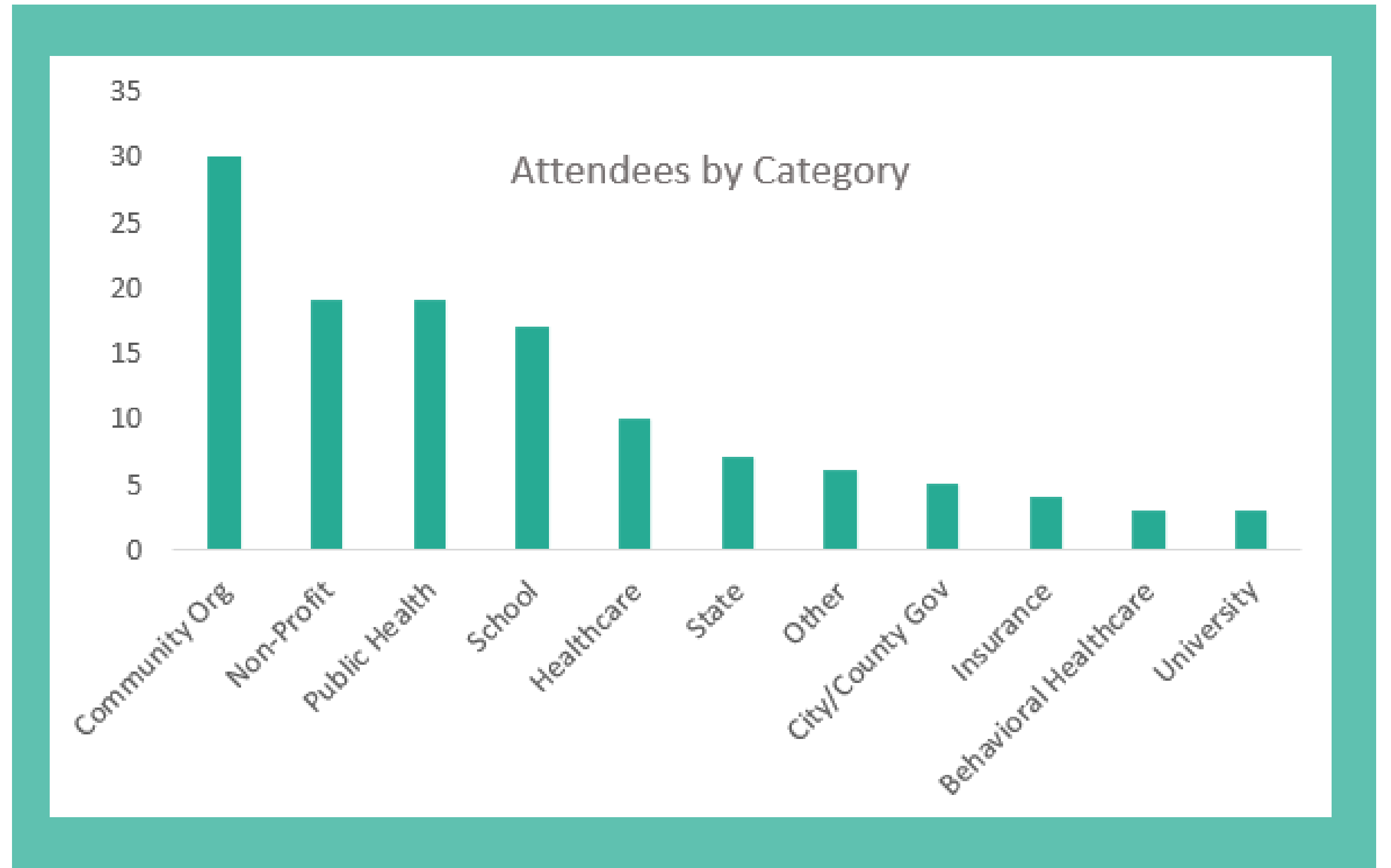
POST-CONFERENCE REPORT

Developed by Kelli Becerra M.Ed., CHES
Data Analyzed by Zeal Ghandi MPH
www.healthywillamsoncounty.org



ATTENDEES

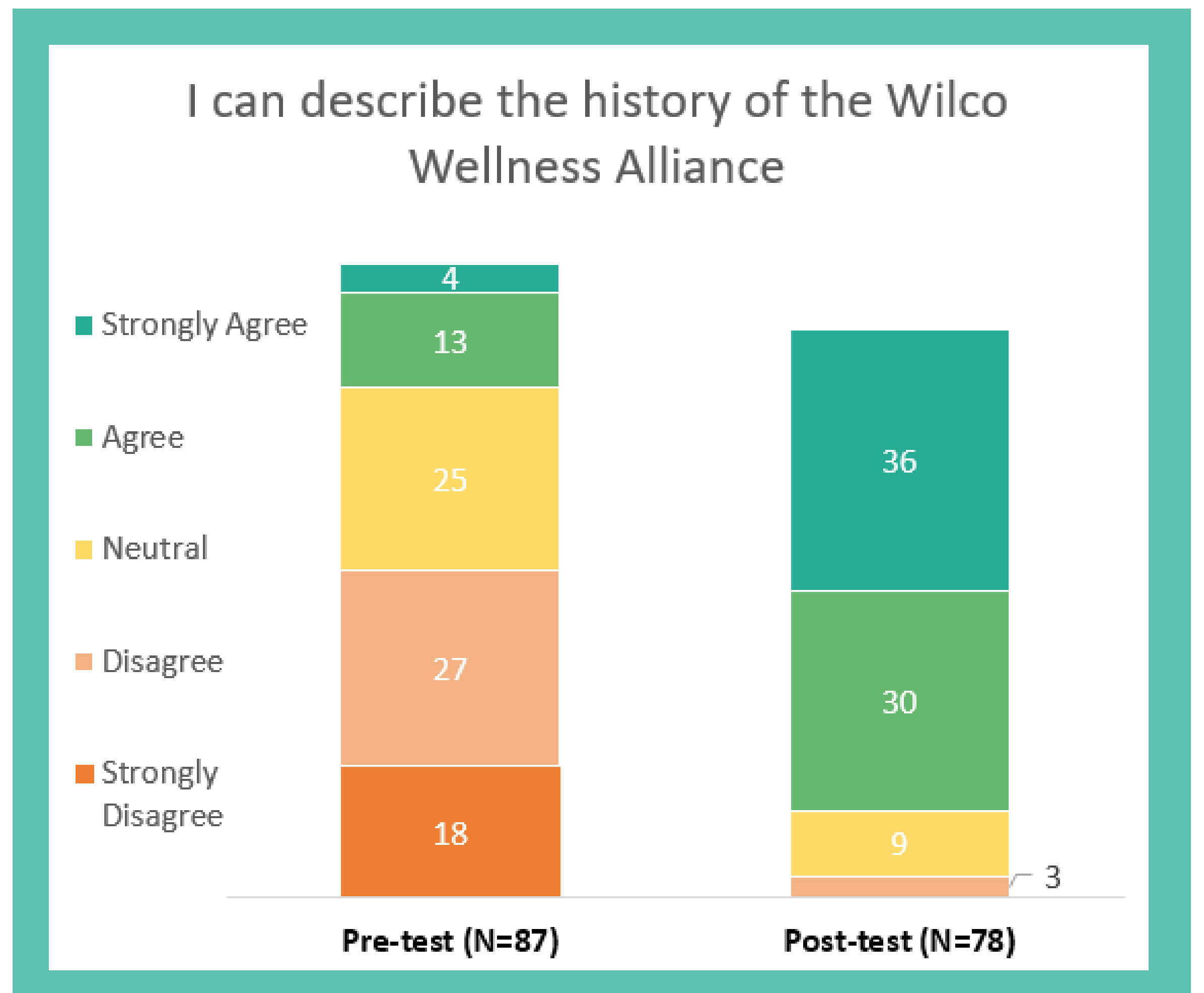
130



The *Healthy Williamson County: Building a Resilient Community* conference was attended by a wide-array of local and regional agencies. The conference was held on April 24th, 2019 in Georgetown, TX and 130 individuals attended. The following report provides an overview of all pre and post scores for each learning objective. A score closer to 0 indicates that attendees **Strongly Disagreed** and a score closer to 5 indicates that attendees **Strongly Agreed** with the learning objective statement.

LEARNING OBJECTIVES

10 YEAR ANNIVERSARY PRESENTATION



Former and current WilCo Wellness Alliance leaders presented information about the history of the WilCo Wellness Alliance to provide the audience with more details about the challenges and successes over the course of the 10 year period.

Likert Score Rating Description: A score closer to 0 indicates that audience members are NOT able to describe the history of the WilCo Wellness Alliance. A score closer to 5 indicates that audience members ARE able to describe the history of the WilCo Wellness Alliance.

Pre-Test Audience Score

2.52

Post-Test Audience Score

4.27



Audience scores increased indicating that more attendees are able to describe the history of the WilCo Wellness Alliance.

COMMUNITY HEALTH ASSESSMENT PRESENTATION

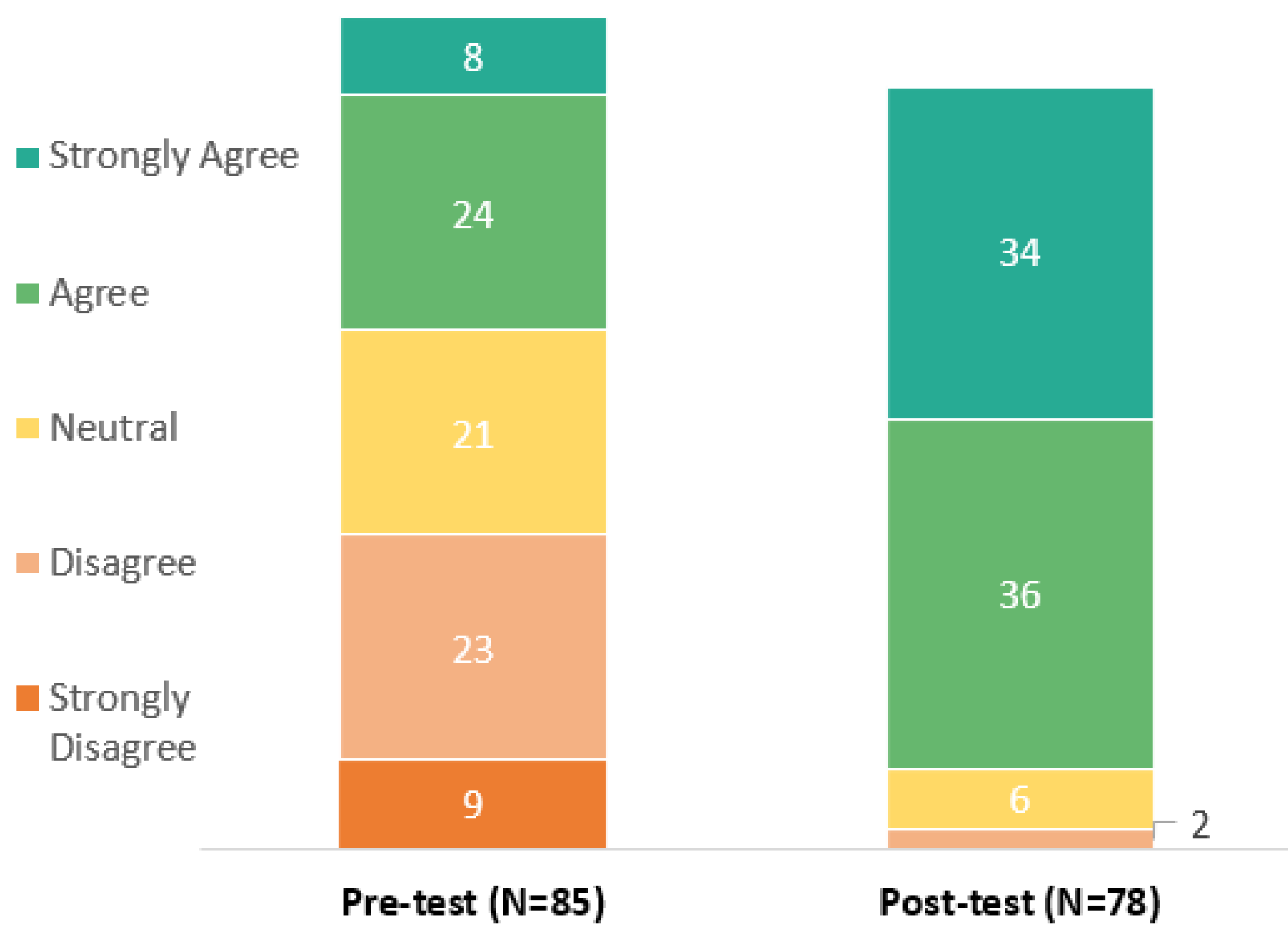
The Community Health Assessment (CHA) Top 5 Health Priorities were revealed and the CHA process was described.



2019 COMMUNITY HEALTH ASSESSMENT Williamson County

HEALTH BEGINS WHERE YOU LIVE, WORK, PLAY, AND WORSHIP

I can explain the Community Health Assessment (CHA) process



Likert Score Rating Description: A score closer to 0 indicates that audience members are NOT able to explain the CHA process. A score closer to 5 indicates that audience members ARE able to explain the CHA process.

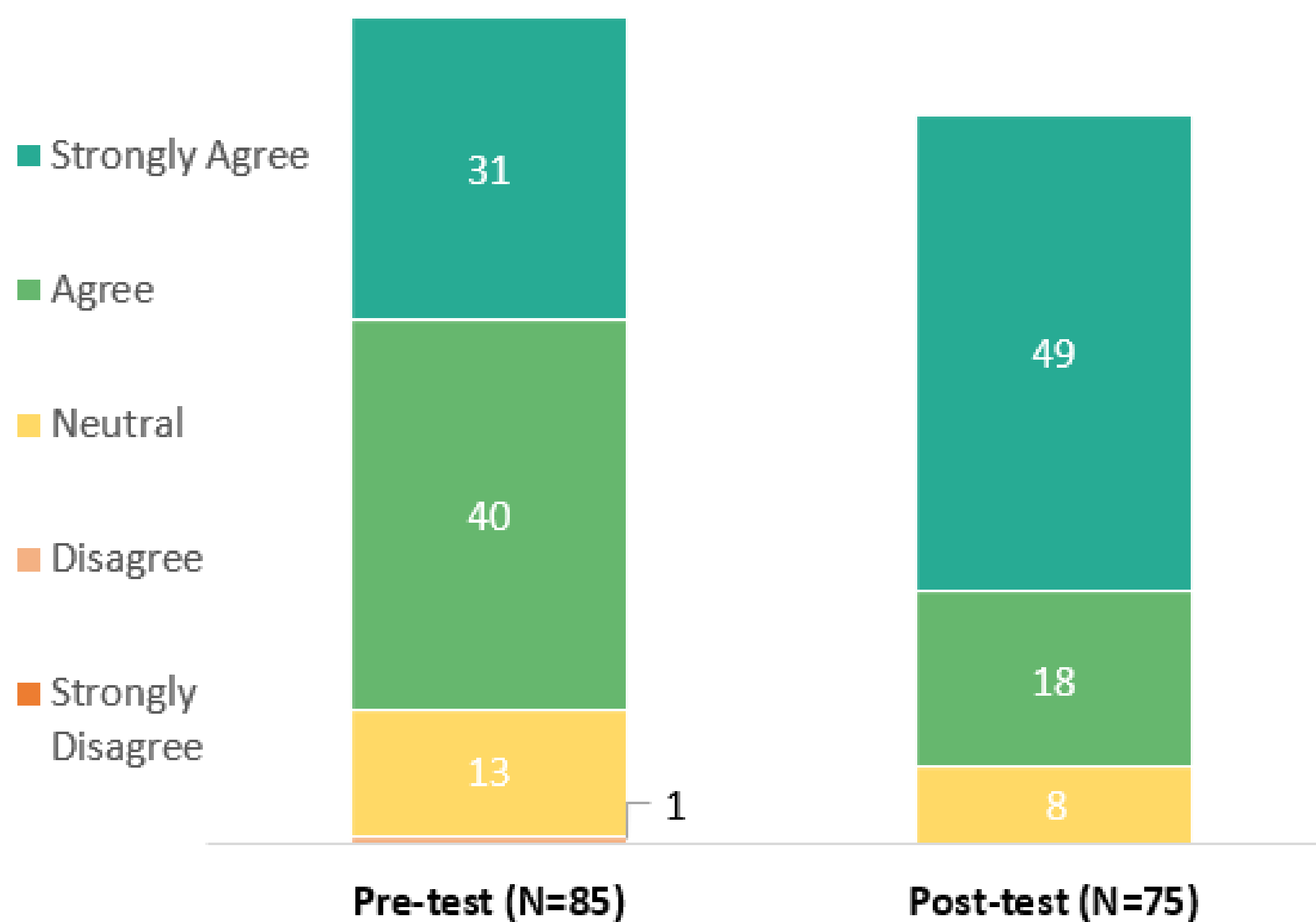
Pre-Test Audience Score **2.99**

Post-Test Audience Score **4.31**



Audience scores increased indicating that attendees are better able to explain the CHA process.

I plan to improve the top 5 health priorities identified by CHA



Likert Score Rating Description: A score closer to 0 indicates that audience members are NOT planning to improve the top 5 health priorities. A score closer to 5 indicates that audience members ARE planning to improve the top 5 health priorities.

Pre-Test Audience Score **4.19**

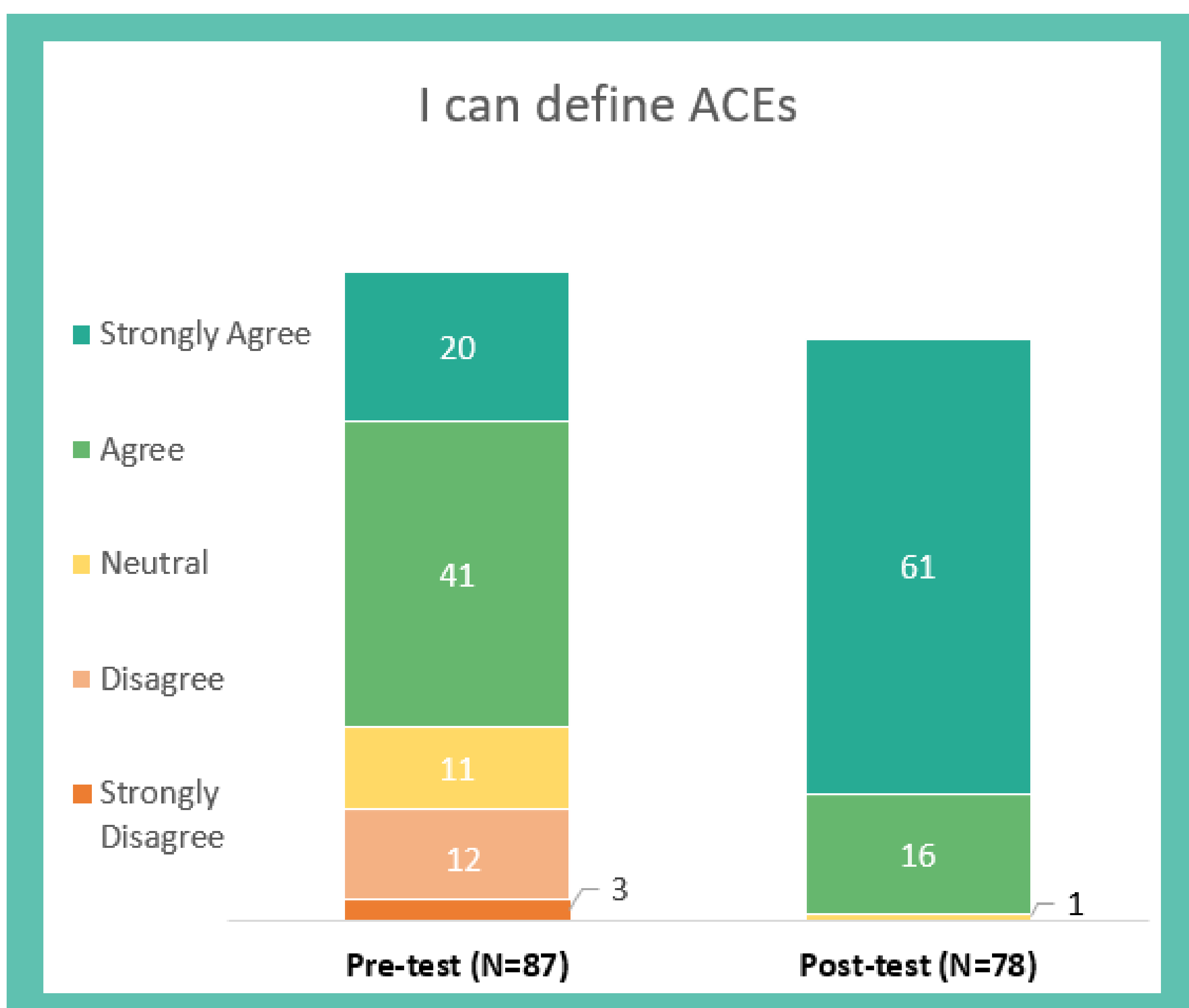
Post-Test Audience Score **4.55**



Audience scores slightly increased indicating that many attendees already planned to improve the top priorities.

RESILIENT WILCO PRESENTATION

Resilient Wilco presented information about Adverse Childhood Experiences (ACEs) and building a resilient community.



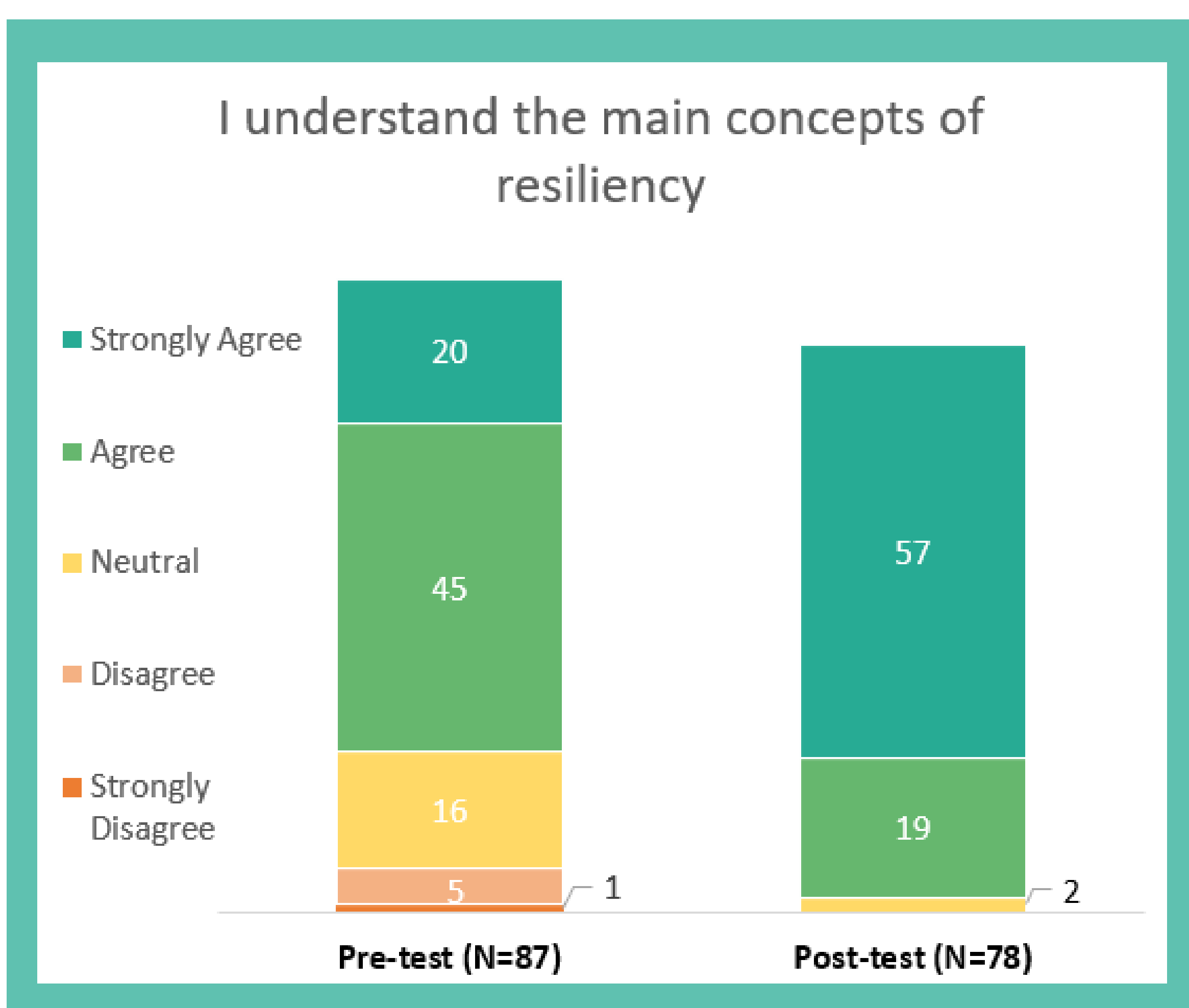
Likert Score Rating Description: A score closer to 0 indicates that audience members are NOT able to define ACEs. A score closer to 5 indicates that audience members ARE able to define ACEs.

Pre-Test Audience Score **3.72**

Post-Test Audience Score **4.77**



Audience scores increased indicating that more attendees are able to define ACEs.



Likert Score Rating Description: A score closer to 0 indicates that audience members do NOT understand the main concepts of resiliency. A score closer to 5 indicates that audience members DO understand the main concepts of resiliency.

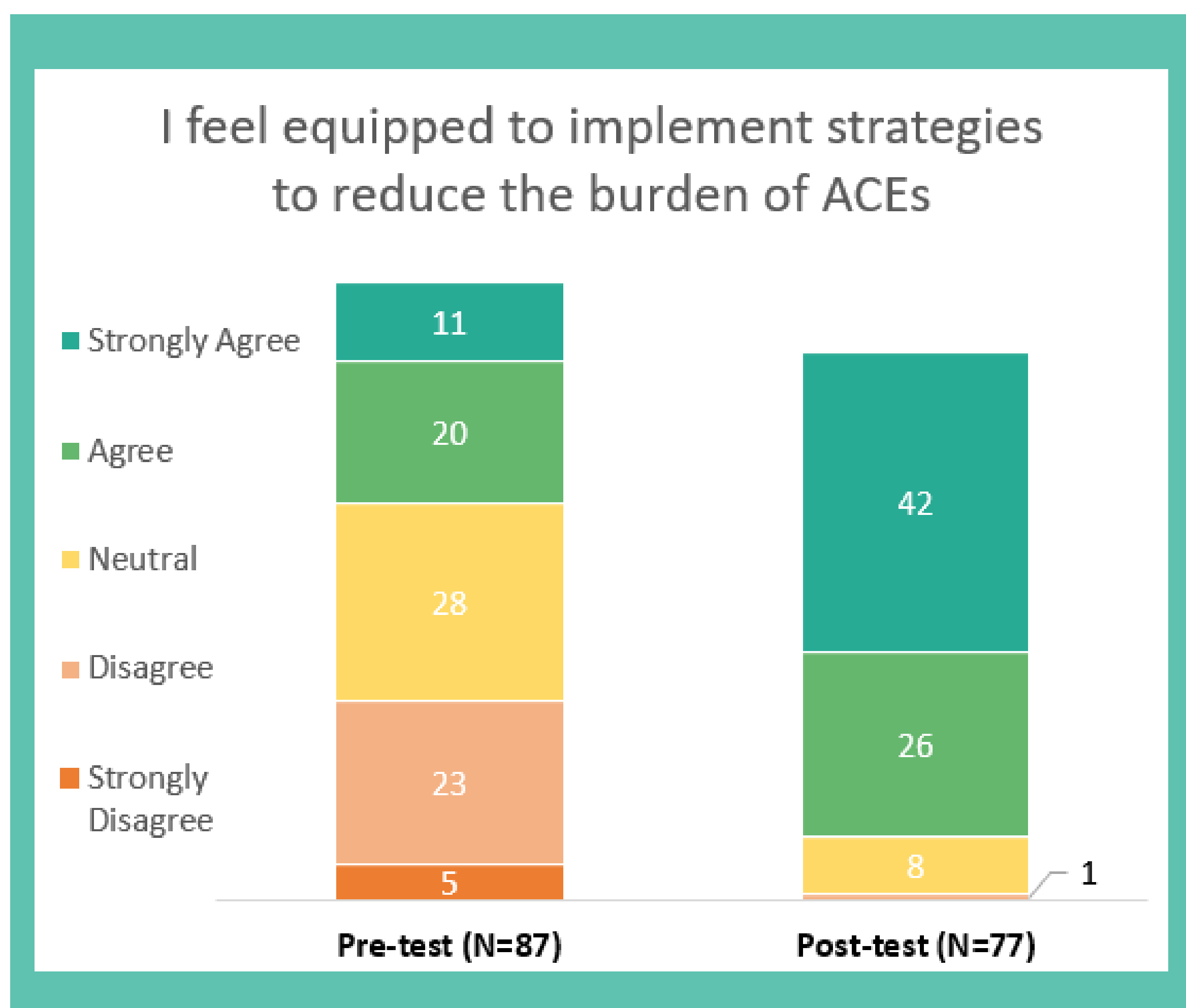
Pre-Test Audience Score **3.90**

Post-Test Audience Score **4.71**



Audience scores increased indicating that more attendees understand the main concepts of resiliency.

RESILIENT WILCO (CONTINUED)



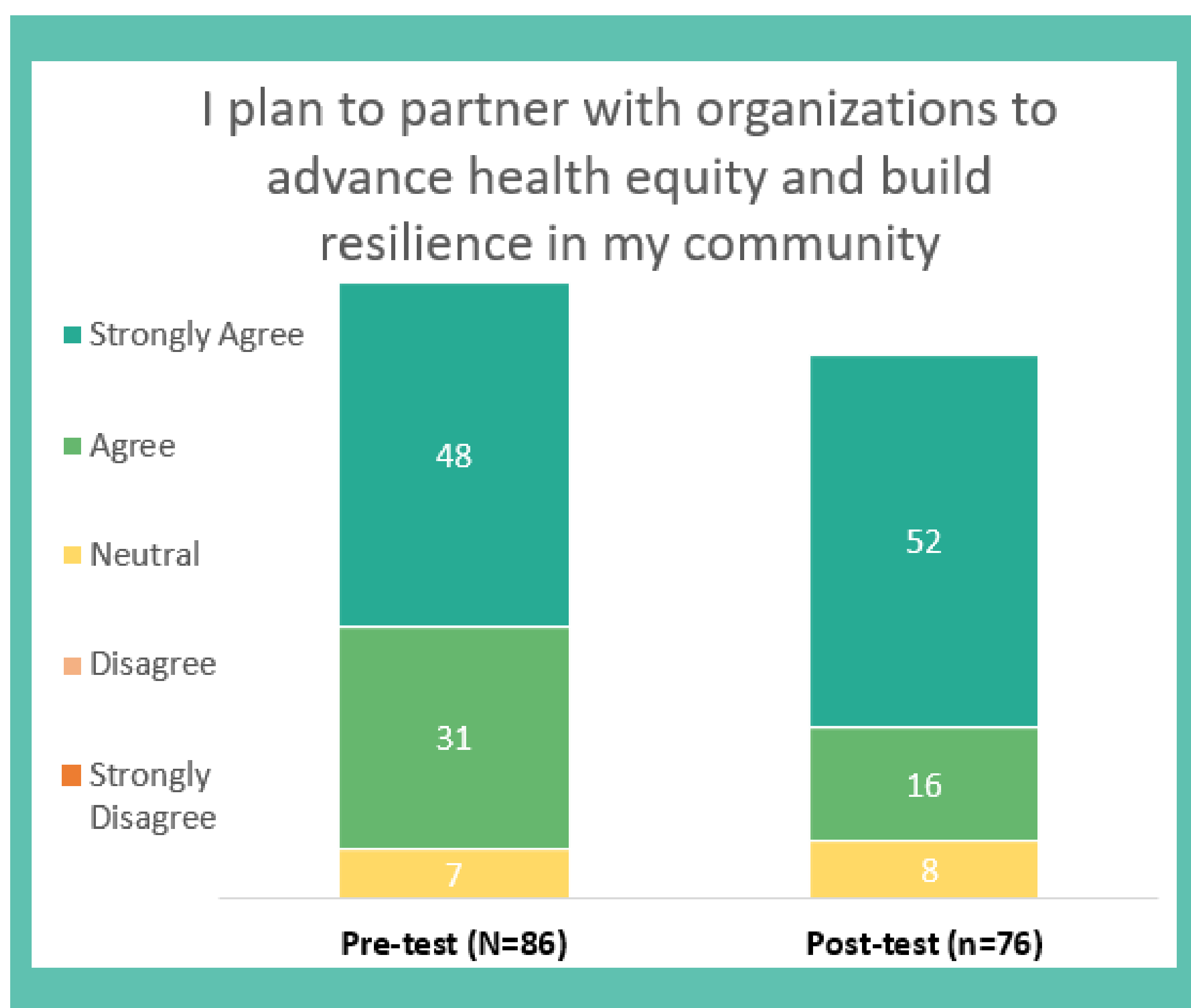
Likert Score Rating Description: A score closer to 0 indicates that audience members do NOT feel equipped to implement strategies to reduce the burden of ACEs. A score closer to 5 indicates that audience members DO feel equipped to implement strategies to reduce the burden of ACEs.

Pre-Test Audience Score **3.10**

Post-Test Audience Score **4.42**



Audience scores increased indicating that more attendees feel equipped to implement strategies to reduce the burden of ACEs.



Likert Score Rating Description: A score closer to 0 indicates that audience members do NOT plan to partner with organizations to advance health equity and build resilience in the community. A score closer to 5 indicates that audience members DO plan to partner with organizations to advance health equity and build resilience in the community.

Pre-Test Audience Score **4.48**

Post-Test Audience Score **4.58**



Audience scores slightly increased indicating that many attendees already planned to partner to advance health equity and build resilience in the community.

CONCLUSION

In conclusion, Likert scale average scores increased for ALL learning objectives measured. The largest increases in score were for the following statements:

- *I can describe the history of the WilCo Wellness Alliance*
- *I feel equipped to implement strategies to reduce the burden of ACEs*
- *I can explain the community health assessment process*

Limitation: There were fewer Post-Test responses turned in than Pre-Test responses and on occasion, questions were skipped or unmarked.



THANK YOU SPONSORS!

GAME CHANGERS



CHAMPIONS



Developed by Kelli Becerra M.Ed., CHES
Data Analyzed by Zeal Ghandi MPH
www.healthywilliamsoncounty.org

