

2019 COMMUNITY HEALTH ASSESSMENT WILLIAMSON COUNTY, TEXAS | CITY HEALTH PROFILES

City of Cedar Park

HEALTH BEGINS WHERE YOU LIVE, WORK, PLAY, AND WORSHIP

 **75,238**

PEOPLE LIVE HERE

MEDIAN AGE: 35 YEARS

50.7% FEMALE | 49.3% MALE

65.2% WHITE | 19% HISPANIC
3% BLACK | 8.9% ASIAN

 **55%**

POPULATION GROWTH
SINCE 2010
W: 30% | TX: 13%

 **66%**

HOMEOWNERSHIP
W: 65% | TX: 55%

34% DIFF BETWEEN
NEIGHBORHOODS

 **36%**

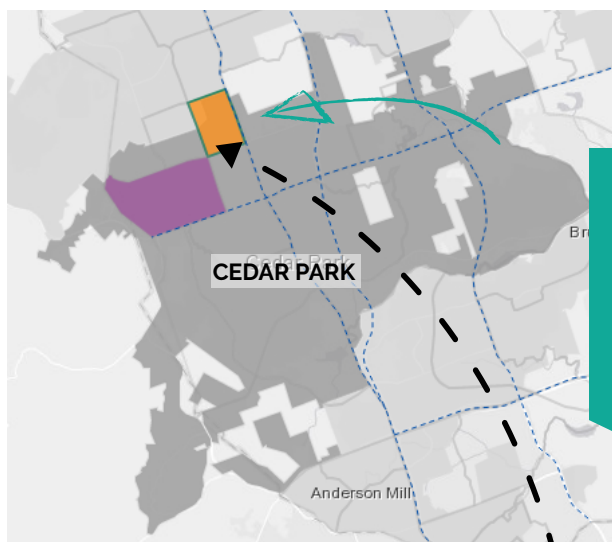
RENTERS PAY 30% OF
INCOME ON HOUSING
W: 45% | TX: 48%

49% DIFF BETWEEN
NEIGHBORHOODS

W: WILLIAMSON COUNTY
VALUE | TX: TEXAS VALUE

CITY VALUE IS:
 HIGHER THAN COUNTY
 LOWER THAN COUNTY

“THERE'S HILL COUNTRY MINISTRIES IN CEDAR PARK. AND THEY'RE VERY HELPFUL TO CLIENTS AND PEOPLE WHO ARE IN NEED. -COMMUNITY RESIDENT”




HEALTH EQUITY ZONE

Neighborhoods (outlined in green) in the county where residents lack access to health services and the resources they need to live healthy lives.


 **10.7 YRS**
DIFF IN LIFE EXPECTANCY
BETWEEN NEIGHBORHOODS

LOW: 77.9 YEARS |
HIGH: 88.6 YEARS

 **\$97K**
MEDIAN HOME INCOME
W: \$79K | TX: \$57K

\$68K DIFF BETWEEN
NEIGHBORHOODS

 **41%**
PEOPLE IN AREA LACK
EASY ACCESS TO
GROCERY STORE
W: 8%

 **4%**
CHILDREN LIVING IN
POVERTY
W: 8% | TX: 23%

19% DIFF BETWEEN
NEIGHBORHOODS



/ HWCoalition



HealthyWilliamsonCounty.org

